


Tri-Wedge Mounts

**TW-8000****TW-35000**

- **Heavy Duty Machinery Mount Systems**
- **Two Height Ranges Within Each Mount**
- **Use for all In-Place Alignment and Leveling**
- **Pads Provide Vibration Isolation & Prevent Walking**
- **Patented Designs on Mounts and Pads**

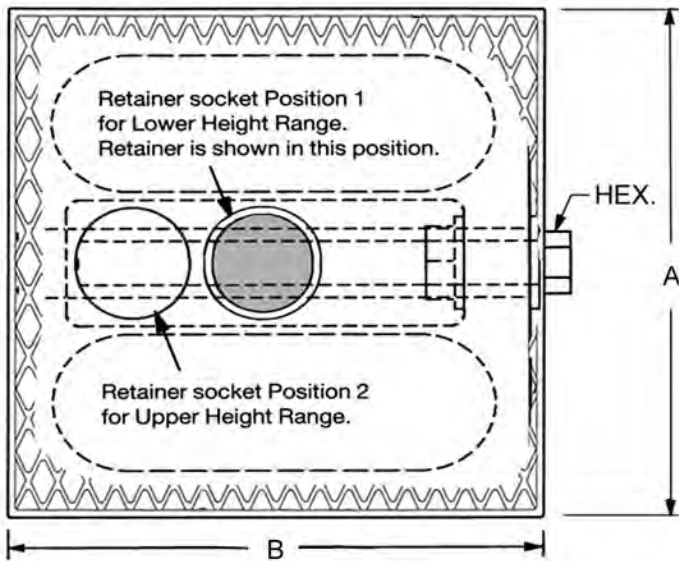
UNISORB Tri-Wedge Mounts are offered in two model sizes, the Model TW-8000 and Model TW-35000. The model designations depict the load capacities in pounds. These mounts provide a very broad load capacity range to handle a wide variety of applications. They also have a very wide min./max. adjustment range that is not available in most wedge type mounts. With this exceptional amount of adjustment range most machine alignments can be achieved without having to use shims or grout pads.

The Tri-Wedge Mounts utilize two stationary wedges and one sliding wedge to provide mechanical lift for an application. An adjusting bolt moves the center wedge fore and aft between the stationary wedges to provide true vertical lift to the top wedge. The mounts have two height ranges based on the position of a retainer within the mount.

The retainer (illustrated on back) can be placed in one of two retainer sockets. Placing the retainer in the front socket adjusts the mount through the lower height range. Positioning the retainer in the rear socket moves the mount through the upper height range. The pads are recessed approximately 1/8 inch to allow for a secure fit over the edges of the top and bottom of the mounts. Pad thickness is 1/4 inch.

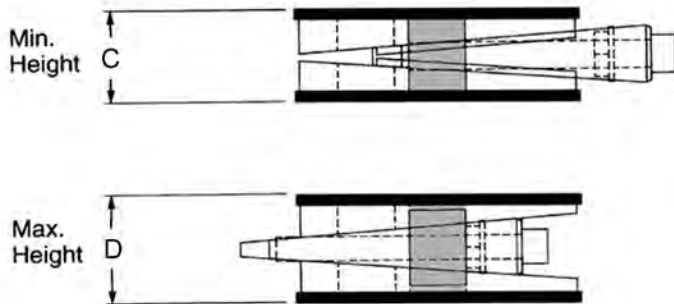
The mounts come with high friction, oil resistant Nitrile Butyl Rubber pads. Extensive testing has proven the pads to be highly effective in preventing machines from walking with a coefficient of friction exceeding 0.8. In addition the pad formula is designed to be highly resistant to oil and industrial compounds to insure a long application life. The pads also provide excellent isolation between the machine base and the floor.

Tri-Wedge Mounts

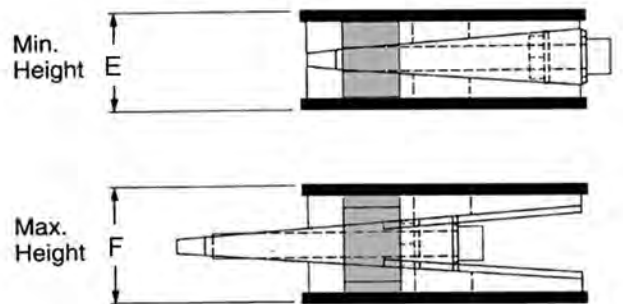


TW-35000 With Optional Stud

LOWER HEIGHT RANGE



UPPER HEIGHT RANGE



DIMENSIONS IN INCHES							
	A	B	C	D	E	F	HEX.
TW-8000	5.31	5.31	2.00	2.30	2.20	2.50	3/4
TW-35000	9.40	8.40	2.46	2.91	2.75	3.20	15/16
TW-35000 WITH STUD	9.40	8.40	2.52	2.91	2.75	3.08	15/16

*All dimensions in inches, include pads, and may vary slightly between runs.
Height dimensions shown are with no load.*



INSTALLATION TECHNOLOGIES

www.unisorb.com

BOX 1000, JACKSON, MI 49204-1000

888-4-UNISORB • FAX 517-764-5607

ISO-9001 Certified