

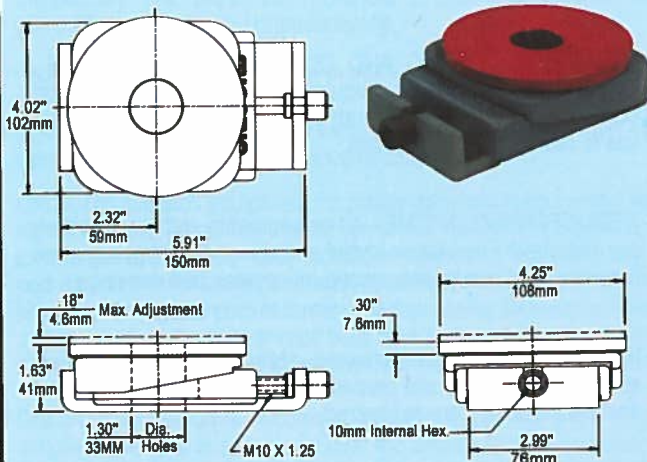
UNISORB[®] LEV-L-INE[®] MACHINERY MOUNTS

LEV-L-INE mounts, with their spherical aligning discs, provide true self-alignment with an absolutely even load distribution over the entire bearing surface. They are designed to compensate for uneven floor distortion found in most industrial plants, and may be used with or without anchor bolts.

- Floor line may be sloped but machine line is level
- Easily accessible, true vertical leveling adjustment
- Spherical aligning disc assures intimate contact and equal distribution of weight over entire bearing surfaces
- Mating surfaces are machined to provide quick, easy and permanent leveling
- Anchor bolt clearance hole permits bolting machine to floor

U.S. Patent No. 913,017 (All Lev-l-ine Mounts)

LEV-L-INE MODEL LL-7 Load Capacity: 7000 lbs. (3182 kg)




LL-7 MATERIAL SPECIFICATIONS:

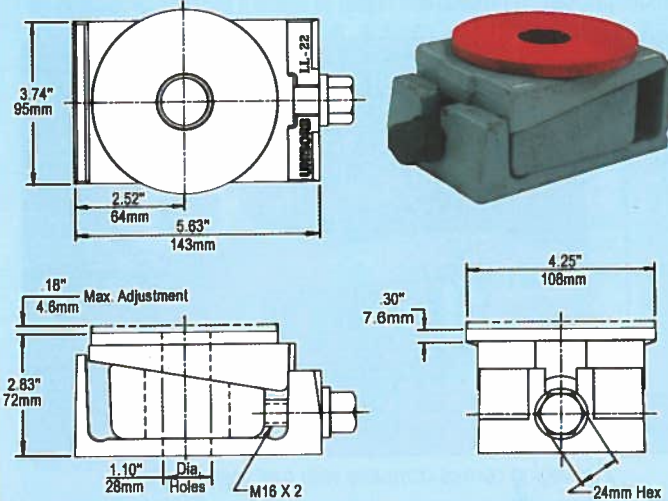
MOUNTING PLATE, TOP WEDGE, BOTTOM LIFTING WEDGE, AND BASE: 65-45-12 DUCTILE IRON.
TENSILE STRENGTH: 65000 PSI (4548 kg/cm²) MIN.

BOLT STOCK: AISI C 1215 STEEL.

LEV-L-INE MOUNTS COMPENSATE FOR UNEVEN FLOORS



LEV-L-INE MODEL LL-22 Load Capacity: 22000 lbs. (10000 kg)

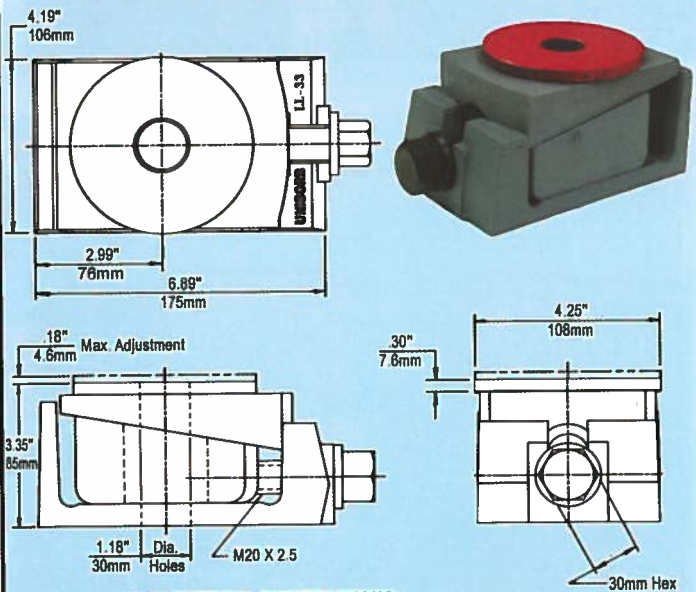


LL-22 MATERIAL SPECIFICATIONS:

MOUNTING PLATE, TOP WEDGE, BOTTOM LIFTING WEDGE, AND BASE: 65-45-12 DUCTILE IRON.
TENSILE STRENGTH: 65000 PSI (4548 kg/cm²) MIN.

BOLT STOCK: AISI C 1215 STEEL.

LEV-L-INE MODEL LL-33 Load Capacity: 33000 lbs. (15000 kg.)



LL-33 MATERIAL SPECIFICATIONS:

MOUNTING PLATE, TOP WEDGE, BOTTOM LIFTING WEDGE, AND BASE: 65-45-12 DUCTILE IRON.
TENSILE STRENGTH: 65000 PSI (4548 kg/cm²) MIN.

BOLT STOCK: AISI C 1215 STEEL.